


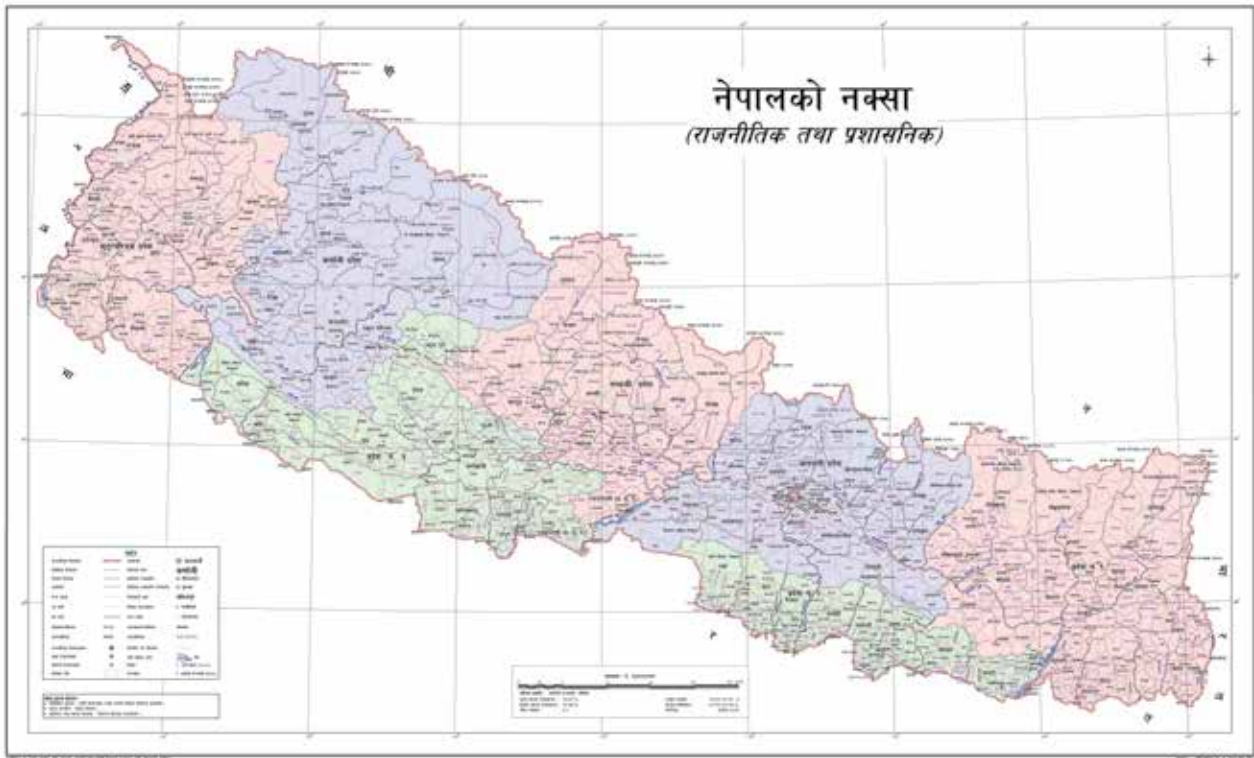
Track

AN ENGLISH COURSE

BOOK 3



Series Editor
Shreedhar Lohani
Editor
Laxman Gnawali
Writer
Shiba Thapa



Track

AN ENGLISH COURSE

BOOK 3

Copyright © 2021, by the Buddha Publications. All rights reserved. Printed in Nepal. Except as permitted under the Nepal Copyright Act of 2059, no part of this publication may be reproduced or distributed in any form or by any means, or stored in a database or retrieval system, without the prior written permission of the publisher.

Edition: First 2021


Publishers:

Buddha Publications Pvt. Ltd.

Anamnagar, Kathmandu-29, Nepal
Tel. 00977-1- 5705165, 5705210, 5705177
e-mail: info@buddhapublication.com
www.buddhapublication.com

Illustrator : Narayan Bohaju
Computer : Jagadish Baskota
Price : Rs.348.00

ISBN: 978-9837-30-377-4
Printed in Nepal





Preface


TRACK An English Course is a new book series in English for school level students in Nepal. Based on the integrated curriculum for students prescribed by the **Curriculum Development Centre, Ministry of Education, Science and Technology**, this book follows a thematic approach to language learning and presents the language skills relating to the academic and life worlds. By exposing students to well-written literary as well as contemporary texts, the series seeks to realise the eclectic approach to language pedagogy. Useful vocabulary, context-based grammar, real-life speaking tasks, and rich texts for reading should help students to become effective communicators in English.

Each book in the series consists of ten units. Each unit includes five lessons that cover particular areas of language and language learning. Looking at from the CLIL perspective, the lessons therein bring in more content than plain language exercises. Special attention is given to ensure that the learning materials are appropriate to the level of the students based on their age and graded accordingly. Varieties of material types provide students opportunities for meaningful interaction with language. They can at the same time enjoy the classroom tasks and activities and enrich their knowledge about the world.

Care has also been taken to see that the materials are useful for a diverse group of learners. There are adequate lessons for auditory, visual and kinesthetic learners, as well as for those who maintain all learning styles. Each subsequent lesson connects to the preceding ones in difficulty level and structures and functions.

We expect the book series will be effective in learning English at the elementary level in schools in Nepal. We welcome constructive feedback from students, teachers, and parents for improvement in the subsequent editions.

Authors



Notes to the Teacher

The tasks and activities in the ten units in this book are thematically organized and grouped into different sections. Each unit contains five sections under the headings: **Look, Listen and Speak, Read and Write, Words and Grammar, Fun in Action and Project Work.** The subsequent revision section recycles the major contents dealt with in the unit.

- ❑ **Look, Listen and Speak** section has multiple functions. It brings in the language functions prescribed by the CDC curriculum and listed on the title page of the Unit. Learners sing songs and rhymes, read the given expressions and repeat them after the teacher. Learners first read the given dialogues and act them out to the class. All these experiences prepare and allow them to use English in meaningful situations. The teacher again should allow learners to discover the meanings by getting them to participate mainly in spoken text-based tasks.
- ❑ **Read and Write** section presents well-chosen short passages relating to the theme of the Unit. Learners interact with the texts with the help of the tasks and teacher support. Reading aloud and reading silently repeatedly can give students a feel of the texts. The teacher should encourage learners to read on their own and provide support when they need, and ask students to write their answers only after adequate reading and interactions have taken place.
- ❑ **Words and Grammar** section deals with theme-based vocabulary in different ways. It presents words along with pictures that help learners to associate the meaning with the objects. As learners can retain new words through recycling and consolidating, the lessons include games and tasks on words already presented. The lesson also introduces grammar in the context of the unit. The teacher should facilitate the learning by getting learners to practice grammar in context.

- ❑ **Fun in Action** allows learners to be engaged in learning while having fun. The teacher should ask learners to look at the images and/or words and respond to them orally. Accept anything they say but you need to talk about them describing in any way they can understand. The teacher should use games, songs and other materials and tasks presented in this section accordingly.
- ❑ **Project Work**, the last section in each unit, allows learners to be engaged in creative and thoughtful tasks and activities suitable for their age. They will carry out some tasks within the class time, and they will complete others at home. Some of them are meant to be done by learners individually or with their colleagues but some others may need help from parents and other family members. The teacher should help learners in understanding how the tasks can be completed.

We believe that learners can learn a language by listening and by seeing. We have taken care in designing the pages, the fonts, and images. The colourful images will catch the attention of the learners who will be meaningfully engaged to work with them. The purpose is to present a book that is both pleasing to the eyes as well as easy to learn from. We also believe that young learners love hands-on activities, so they dominate the lessons in the units accordingly. Careful attention has been given to the selection of images, songs, and rhymes, thematic texts that suit the age and developmental stage of the learners. We are also aware that a textbook cannot cover everything the curriculum encompasses. The teacher should, therefore, use the materials and activities as a starting point and improvise them to do justice to the learners under their care. Each book in this series is flexible so that the teacher can and should supply other activities and varieties to maximize their pupils' learning.

Authors



Table of Contents

Unit	Step 1 Look, Listen and Speak	Step 2 Read and Write	Step 3 Words and Grammar	Step 4 Fun in Action	Step 5 Project Work
Unit 1: My Family [1-22]	<ul style="list-style-type: none"> Picture reading Conversation 	<ul style="list-style-type: none"> Tale of twin sisters Picture reading People at work Living on a farm 	<ul style="list-style-type: none"> Occupation words Subject verb agreement Plurals 	<ul style="list-style-type: none"> Conversation Family chore Fairy tale Unscrambling Syllables 	<ul style="list-style-type: none"> People's jobs Fairy tale
Unit 2: My Daily Life [23-45]	<ul style="list-style-type: none"> Picture reading Conversations Song 	<ul style="list-style-type: none"> Preeti's daily routine Daily routine What's the time Ms. Rai is a good teacher Everyday 	<ul style="list-style-type: none"> Interrogative and negative Punctuation Preposition Phrases and meanings 	<ul style="list-style-type: none"> Conversation A matter of time Rhyming words Syllables Picture reading 	<ul style="list-style-type: none"> Seven days of activities Feelings
Unit 3: My School [46-69]	<ul style="list-style-type: none"> Picture reading Conversation Song 	<ul style="list-style-type: none"> Sandhya and the moon School supplies Caring 	<ul style="list-style-type: none"> Words and meanings Is or Are Prepositions Action verbs Correcting the story 	<ul style="list-style-type: none"> Word square Long vowels Coloure Anansi and moss-covered rock 	<ul style="list-style-type: none"> School tour Schools before
Unit 4: Our Environment [70-91]	<ul style="list-style-type: none"> Picture reading Song Conversation 	<ul style="list-style-type: none"> Frog day The natural garden Conversation Seasons of the year 	<ul style="list-style-type: none"> Crossword Puzzle Describing words Writing a description Word class Opposites 	<ul style="list-style-type: none"> Monologue Homophone Conversation 	<ul style="list-style-type: none"> Drawing as image
Unit 5: My Belongings [92-115]	<ul style="list-style-type: none"> Picture reading Song Conversation 	<ul style="list-style-type: none"> The new shoes The birthday game The emperor's new clothes 	<ul style="list-style-type: none"> Matching words and pictures Adjectives Opposites 	<ul style="list-style-type: none"> Long vowels Riddles Comparative and superlative 	<ul style="list-style-type: none"> Loved possessions Items at home
Unit 6: Our Culture [116-138]	<ul style="list-style-type: none"> Picture reading Conversation 	<ul style="list-style-type: none"> Pasni The princess mouse The man, the boy, and the donkey Candlelight dinner The letter 	<ul style="list-style-type: none"> Matching words Crossword puzzle Wh-words 	<ul style="list-style-type: none"> Colouring How would you feel? Long vowels sounds Commands 	<ul style="list-style-type: none"> Festivals Family traditions

Unit	Step 1 Look, Listen and Speak	Step 2 Read and Write	Step 3 Words and Grammar	Step 4 Fun in Action	Step 5 Project Work
Unit 7: [139-156] Communication and Market	<ul style="list-style-type: none"> • Picture reading • Conversation • Using mobiles 	<ul style="list-style-type: none"> • I want a phone • Shopping • The ways we communicate 	<ul style="list-style-type: none"> • Confusing words • Interjections • Sign language 	<ul style="list-style-type: none"> • Solve the problems • Riddles • Short vowel sounds 	<ul style="list-style-type: none"> • Visit to a grocery • Fairy tale
Unit 8: [157-180] Fruits and Vegetables	<ul style="list-style-type: none"> • Picture reading • Song • Conversation 	<ul style="list-style-type: none"> • Astha's vegetable garden • The tree and the vegetables • The great banana • Potatoes and sweet potatoes • From seeds to Apple trees • Describing fruits and vegetable 	<ul style="list-style-type: none"> • Words and meanings • The past verbs • Do or does 	<ul style="list-style-type: none"> • Colouring • Tongue twisters • Stone soup • Drawing faces 	<ul style="list-style-type: none"> • Fruits and vegetables • Voting
Unit 9: [181-201] Hobbies and Interest	<ul style="list-style-type: none"> • Binni: Hobbies and Interests • Conversation • Picture reading • Song 	<ul style="list-style-type: none"> • My hobby • Learning to bake • My vacation I • My vacation II • My vacation III 	<ul style="list-style-type: none"> • Antonyms • Crossword puzzle 	<ul style="list-style-type: none"> • The wheel • Colouring • Homophone 	<ul style="list-style-type: none"> • Interviewing • Likes and dislikes of animals
Unit 10: [202-220] Birds and Animals	<ul style="list-style-type: none"> • Picture reading • Conversation 	<ul style="list-style-type: none"> • Animal • My cat noodles • The ants and the grasshopper • Chari Dada • The bee 	<ul style="list-style-type: none"> • Unscrambling • Baby animals • Tag question 	<ul style="list-style-type: none"> • Solve the problems • Syllables • Crossword puzzle • Telling a folktale 	<ul style="list-style-type: none"> • My type of animal • Paper birds

